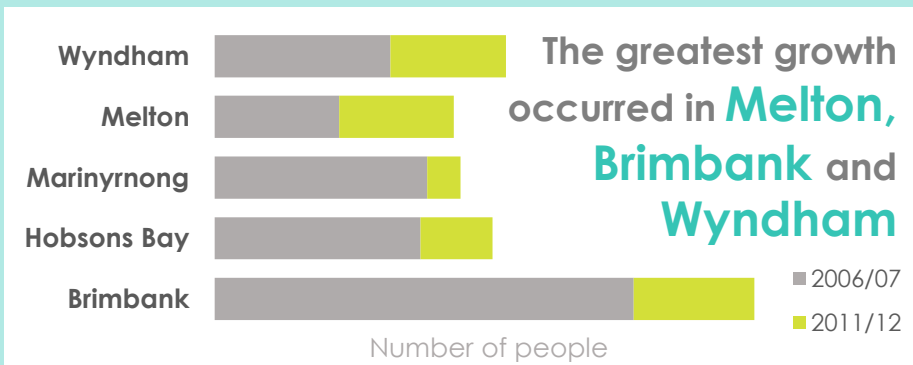


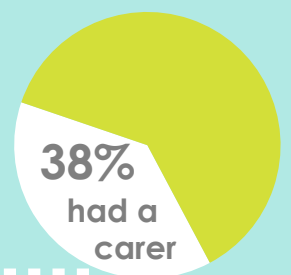
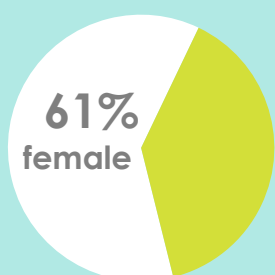
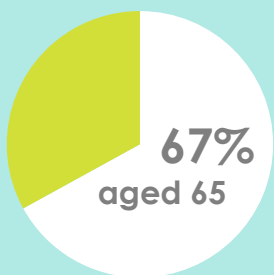
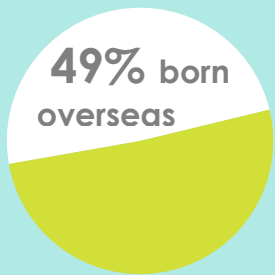
# About people accessing home support & community care in Melbourne's vibrant west

The number of people accessing **home & community care** across Melbourne's vibrant west grew by over 28% between 2006/07 and 2011/12



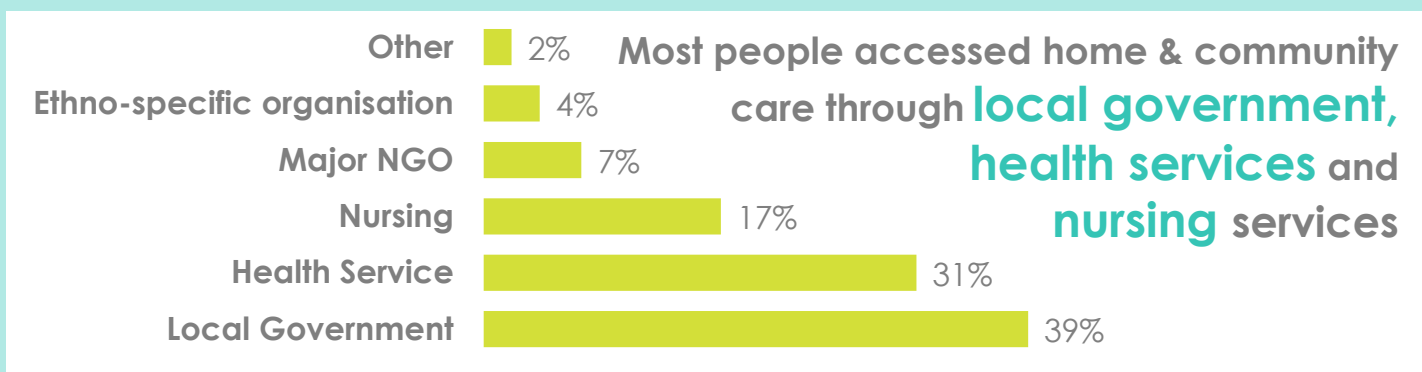
## In 2011/12...

There were **32% more** people accessing home & community care who were **born overseas**




The proportion of people accessing home & community care with **carers declined**

# People accessing home support & community care in Melbourne's vibrant west in 2011/12...



Proportionally more people are accessing **mainstream providers**, less are accessing ethno-specific services



- The most common combination of service types included:
- **Assessment** and Nursing
  - Assessment and **Domestic**
  - Domestic and Personal Care
  - Domestic and Property Maintenance
  - Domestic and Meals

Between 2006/07 and 2011/12 there was **28%** **growth** in the number of hours of service provided



There is an increasing demand for **allied health services**

Download the full report:  
*Data Report: Planning for Growth & Change in Home Support and Community Care in Melbourne's Vibrant West, July 2014*  
 @ [www.healthwest.org.au/hacc](http://www.healthwest.org.au/hacc)

